

CODE	MODEL	TYPE	POWER SUPPLY	SERIES
10372027	M7TFGRRS	GRIDDLES	GAS	MILO 700

DESCRIPTION
GAS GRIDDLE TOP WITH RIBBED CHROMED MATT PLATE
TECHNICAL DATA

Gas power (kW)	14,0
N° of cooking zones	2X7,0KW
IPX Protection Grade (mm)	IPX4

DIMENSIONS DATA

Product dimensions (mm)	800W x 730 P x 290 H
Net weight (kg)	80
Gross weight (kg)	97
Packaging dimensions (m3)	845 x 972 x 624
Packaging volume (m3)	0.51


CONSTRUCTIONAL FEATURES

Worktop made of 2mm-thick AISI 304 stainless steel with Scotch Brite finish. Control panel, side panels and back panel in 1mm thick AISI 304 stainless steel with Scotch Brite finish. Precise juxtaposition of worktops ensuring maximum hygiene. Stainless steel brackets are provided as standard, allowing the appliances to be effectively fixed side by side (optional gasket). Sloping back guard, with built-in exhausted grate and removable steel closing grid. Adjustable feet with scratch-resistant sole made of insulating plastic material.

TECHNICAL FEATURES

15 mm thick cooking plate recessed into the worktop with a water-tight perimeter channel, a large drain hole and a GNI/3 molded basin, easily removable for draining and cleaning operations (in the 1200mm-models there are 2 drain holes and 2 basins). Stainless steel burners with stabilized flame with a special geometry and position, designed to ensure maximum temperature uniformity throughout the plate. Cooking temperature management from 100°C to 300°C by a thermostatic tap with safety thermocouple. Piezoelectric pilot flame ignition. Safety thermostat with manual reset. Ergonomic and athermic control knobs.

ACCESSORIES(not included)

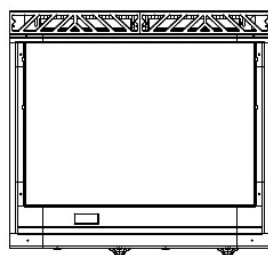
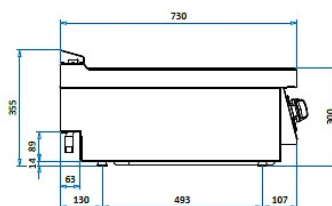
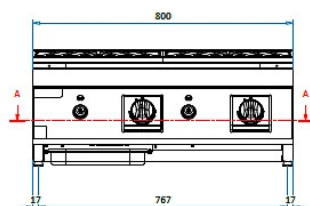
Code	Model	Description
60201562	PARA40	BACK SPLASH GUARD FOR FRYTOP 400
60201563	PARA80	BACK SPLASH GUARD FOR FRYTOP 800
60201564	PARA120	BACK SPLASH GUARD FOR FRYTOP 1200
20100733	CMP	AISI 304 STAINLESS GRILL BASTING COVER ideal for melting cheese and steam cooking

CODE	MODEL	TYPE	POWER SUPPLY	SERIES
10372027	M7TFGRRS	GRIDDLES	GAS	MILO 700

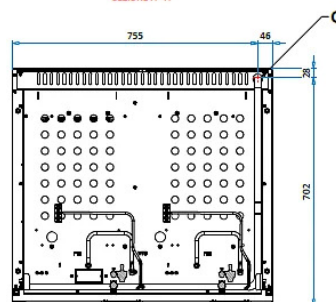
DESCRIPTION

GAS GRIDDLE TOP WITH RIBBED CHROMED MATT PLATE

TECHNICAL DRAWING



SEZIONE A - A



CONNECTIONS

G = GAS

1/2" G