

CODE	MODEL	TYPE	POWER SUPPLY	SERIES
<b>10871001</b>	<b>M7BME40</b>	<b>BAIN-MARIE</b>	<b>ELECTRIC</b>	<b>MILO 700</b>

## DESCRIPTION

**ELECTRIC BAIN-MARIE GNI/1 ON OPEN STAND**
**TECHNICAL DATA**

Electric power (kW)	1
Standard voltage* (kW)	380-415 V 3 N ~
N° of cooking zones	1x1,0kW
N° of tanks	1x GNI/1
IPX Protection Grade (mm)	IPX4

**DIMENSIONS DATA**

Product dimensions (mm)	400W x 730 P x 900 H
Net weight (kg)	36
Gross weight (kg)	49
Packaging dimensions (m3)	430 x 972 x 1264
Packaging volume (m3)	0.53


**CONSTRUCTIONAL FEATURES**

Worktop made of 2mm-thick AISI 304 stainless steel with Scotch Brite finish. Control panel, side panels and back panel in 1mm thick AISI 304 stainless steel with Scotch Brite finish. Precise juxtaposition of worktops ensuring maximum hygiene. Stainless steel brackets are provided as standard, allowing the appliances to be effectively fixed side by side (optional gasket). Sloping back guard with built-in exhaust grate and removable steel closing grid. Adjustable feet made of AISI 304 stainless steel with scratch-resistant sole made of insulating plastic material. Foot extension 60mm, standard worktop height 900mm (minimum 895, maximum 955).

**TECHNICAL FEATURES**

AISI 304 stainless steel, molded tank with large radiused edges and a GNI/1 capacity suitable for GN containers up to 160 mm high. Water loading directly into the tank by means of push-button-controlled solenoid valve with AISI 304 stainless steel spout, drain tap with front control. High-efficiency, adhesive heating element placed outside the bottom of the tank. Safety device and built-in working thermostat for maximum precision. Thermostatic temperature control from 30°C to 90°C with operation indicator light. Lower open compartment made of AISI 304 stainless steel.

**ACCESSORIES(not included)**

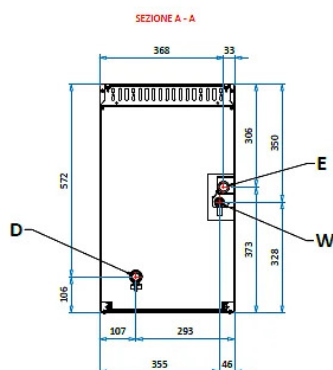
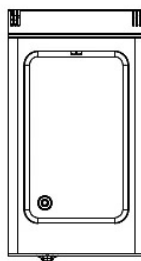
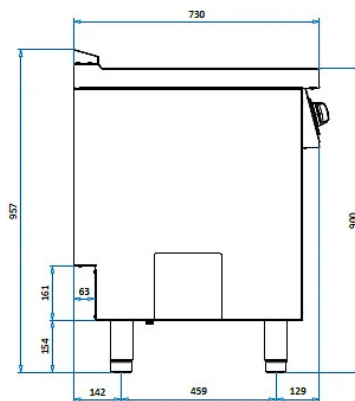
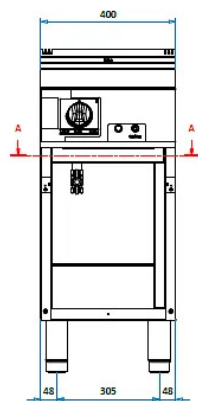
Code	Model	Description
897001	VASI/1	STAINLESS STEEL BASIN GN 1/1 325X530X150H
897011	VAS-1/2	STAINLESS STEEL BASIN GN 1/2 325X265X150H
897041	VAS-1/3	STAINLESS STEEL BASIN GN 1/3 325X176X150H
897021	VAS-1/4	STAINLESS STEEL BASIN GN 1/4 162X265X150H
897031	VAS-1/6	STAINLESS STEEL BASIN GN 1/6 162X176X150H
897301	COP-1/1	STAINLESS STEEL LID GN 1/1 325X530
897311	COP-1/2	STAINLESS STEEL LID GN 1/2 325X265
897351	COP-1/3	STAINLESS STEEL LID GN 1/3 325X176
897321	COP-1/4	STAINLESS STEEL LID GN 1/4 162X265
897331	COP-1/6	STAINLESS STEEL LID GN 1/6 162X176

CODE	MODEL	TYPE	POWER SUPPLY	SERIES
<b>10871001</b>	<b>M7BME40</b>	<b>BAIN-MARIE</b>	<b>ELECTRIC</b>	<b>MILO 700</b>

#### DESCRIPTION

**ELECTRIC BAIN-MARIE GNI/1 ON OPEN STAND**

#### TECHNICAL DRAWING



#### CONNECTIONS

E = ELECTRIC	380-415 V 3 N ~
W = WATER INLET	3/4" G
S = DRAIN	3/4" G